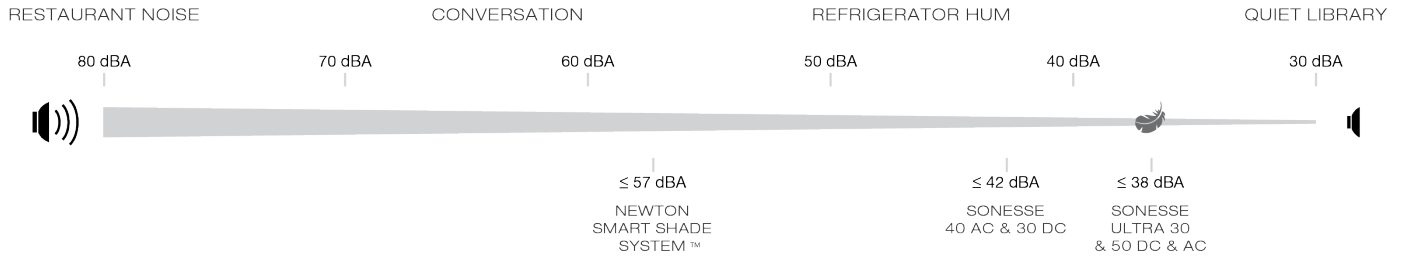




## AUTOMATION MOTOR OFFERINGS

Our automated shades and draperies operate where handcrafted traditions meet cutting-edge technology. From automating a single window to an entire home, whether new construction, remodel or retrofit, we have motor and control solutions for any project.



### STAND-ALONE BATTERY POWERED

	NEWTON™
Silence Level	≤ 57 dBA
MIN Roman Shade Width	24.25"
MIN Roller Shade Width	23.75"
MIN Roman Shade Headrail Depth	2.25"
MAX Roller Shade Std. Bracket Diameter	3.25"
MAX Roller Shade Ext. Bracket Diameter	4.5"
Approximate Lift Capacity*	17lbs




### BATTERY - 12V WIREFREE MOTOR

	WIREFREE
Silence Level	≤ 38 dBA
MIN Roman Shade Width	28"
MIN Roller Shade Width	27.625"
MIN Roman Shade Headrail Depth	2.25"
MAX Roller Shade Std. Bracket Diameter	3.25"
MAX Roller Shade Ext. Bracket Diameter	4.5"
Approximate Lift Capacity*	17lbs





### LOW VOLTAGE - 24V DC

	SONESSE® ULTRA 50 DC	SONESSE® 30
Silence Level	≤ 38 dBA	≤ 42 dBA
MIN Roman Shade Width	35.125"	20.125"
MIN Roller Shade Width	34.625"	19.75"
MIN Roman Shade Headrail Depth	3.5"	2.25"
MAX Roller Shade Std. Bracket Diameter	4.75"	3.25"
MAX Roller Shade Ext. Bracket Diameter	-	4.5"
Approximate Lift Capacity*	34lbs	17lbs



### LINE VOLTAGE - 120V AC

	SONESSE® ULTRA 50 AC	SONESSE® 40
Silence Level	≤ 38 dBA	≤ 42 dBA
MIN Roman Shade Width	35.75"	24.625"
MIN Roller Shade Width	35.25"	24.125"
MIN Roman Shade Headrail Depth	3.5"	3.5"
MAX Roller Shade Std. Bracket Diameter	4.25"	4.25"
MAX Roller Shade Ext. Bracket Diameter	4.75"	4.75"
Approximate Lift Capacity*	48lbs	34lbs



5 year warranty

\*For reference only. Specific load capacity for all shades to be determined by Hartmann&Forbes